



OPTIMUM CHARGING SOLUTIONS

Instructions - Serpentine Belt And Pulley Conversion Kit

Electromaax's serpentine conversion kits are designed and manufactured to replace the conventional narrow single-V belt with a serpentine 10-rib belt, increasing performance and reducing vibration.


Boat owners are now no longer limited to upgrading their old alternator to a 100amp alternator on a single V pulley with this kit you can now increase the output up to 190amps if required.




Fits all Yanmar engines over 14 HP

Bolts into existing holes

Allows you to run super high output 160 AMP+ alternators



1. Remove the water pump pulley



2. Apply barrier tef gel supplied in kit



3. Bolt on water pump pulley with 4 bolts supplied in kit



4. Water pump pulley installed




5. Apply barrier tef gel to inside of the crank pulley shive




6. Mount crank pulley over existing crank pulley attach with bolts



Instructions - Serpentine Belt And Pulley Conversion Kit




7. Install belt on all 3 pulleys




8. Adjust Belt



9. Tighten bolt on tensioning arm



10. Install complete



11. Replace Cover